

# JOMARK

*Graphic Solutions for Business*

DIGITAL PRINTING  
GRAPHICS  
DESIGN  
PHOTOGRAPHY  
SIGNS  
TRADE SHOWS  
RETAIL GRAPHICS

## Capabilities

# 2021

485 South Broadway • Hicksville, NY 11801 • (516) 433-0133

Jomark Graphics is in the business of providing total visual solutions for our clients. We are a one-stop source for point-of-purchase, visual merchandising and trade show solutions. We apply our experience and expertise to provide reliable and creative results for our clients. We provide an all-inclusive link between design and production.

Our tools include the latest in inkjet, UV flatbed, screen and litho print technology to provide a customized solution for every budget, without sacrificing quality and timely production. Our in-house design and production personnel can create any form of visual communication necessary to reach your audience and inform your customers. Our diversified sign solutions can be tailored to your marketplace, enabling you to stand out from your competition. Jomark Graphics is a turnkey solution dedicated to developing, managing and producing all of your graphic needs. We can assist you in finding a multitude of solutions to your firm's graphic concerns.

Our primary services include:

## Digital Printing

- Duratrans
- Posters
- Paper Signs
- Lenticular Graphics
- Duraflex
- Fabric Banners
- Meeting Graphics
- Trade Show Graphics
- Fine Art Prints
- Vinyl Banners
- Custom Wallpaper
- Legal Graphics
- Murals
- Static Clings
- Floor Graphics
- UV Prints

## Graphics/Signs

- ADA Compliant Signs
- Job Site Signs
- Real Estate Signs
- Vehicle Wraps
- Dimensional Letters
- Directional Signs
- Exterior Signage
- Special Event Signs
- Window Graphics
- Screen Printing
- Golf Outing Signs
- Promotional Signs
- Store Front Signs
- Vinyl Graphics
- Magnetic Graphics
- Illuminated Signs
- Retail Graphics
- Vehicle Graphics
- Transit Ads

## Trade Show/Point Of Purchase Displays

- Exhibits
- Lightboxes
- Kiosks
- Banner Stands
- Menu Boards
- Sign Frames
- Portable Displays
- Product Displays

## Photography

- Hi-Res Scans
- Film Processing
- Studio Photography
- On Site Photography

## Design Services/Production

- Logos
- Presentations
- Packaging
- Offset Printing
- Sales Literature
- Business Collateral
- 3D Rendering
- Marketing Materials

We offer a comprehensive array of services to help distinguish your company. Our decades of experience in the creation as well as production of innovative designs makes us uniquely qualified to handle any and all aspects of your graphic needs. Put our experts to work for you in the production of your artwork or let us create dynamic materials for you. Our responsive lead times make sure your project is delivered when it needs to be.

From image to budgetary issues, we will provide sound strategies that produce results. Jomark provides graphic solutions for your business. We deliver results everyday.

## The Challenge

To reinforce Linens N Things services and value statements.

## The JOMARK Solution

Create banners hung in storefront windows for dual visibility upon entrance and checkout. Each banner represents a key service or message central to the Linens brand. Banners offer a light material with the opportunity for easy update of messaging.

## Materials

13oz double sided saturn vinyl banner.





## The Challenge

To humanize auto service by prominently displaying the name of the department manager and showcase the dealers commitment to customer satisfaction.

## The JOMARK Solution

Hang large format "business cards" in the service department that display the managers names and visualize the ownerships customer service promises.

## Materials

Digital Prints mounted and laminated on 1/8 inch sintra.

**Mike Schiliro**  
SERVICE DIRECTOR

WESTBURY  
N.Y. STATE'S LARGEST  
VOLUME DEALER!  
JEEP-CHRYSLER-PLYMOUTH

OUR COMMITMENT TO OUR CUSTOMERS "We Will Satisfy You" The Sporn Family Assurance

**WESTBURY** ONLY IN A Jeep CHRYSLER DODGE FIVE STAR WINNER! Of Service Excellence

## The Challenge

To create multi-use large banners with consistency of color.

## The JOMARK Solution

Print large vinyl banners on our UV roll feed printer. Cost-efficiency of this machine makes single unit runs viable. Roll fed materials enabled us to print up to almost 20 feet during this job and still maintain crucial color consistency.

## Materials

UV cured inks on vinyl banner material.



### The Challenge

To create promotional billboard for unique in-store appearance.

### The JOMARK Solution

Print complete image directly on to durable sintra material. UV inks and sintra backing are both excellent for outdoor applications, requiring no additional on site hanging. Direct printing onto one piece of material saved additional material and labor costs on site.

### Materials

UV cured inks on sintra.



Come meet

# Mario Batali

celebrated chef, author & restaurateur

**Sunday, November 12th**

**1-3pm, Westbury Only**

**RSVP online at**

**[www.fortunoff.com](http://www.fortunoff.com)**

**fortunoff®**  
the source



## The Challenge

To create promotional billboard for store parking areas.

## The JOMARK Solution

Direct printing onto one piece of material is a cost saving and durable solution where graphic campaigns are frequently changed. Direct printing onto one piece of material kept material costs down. UV inks and sintra backing are both excellent for outdoor applications.

## Materials

UV cured inks on sintra.



## The Challenge

To create enticing and updated entrance billboard for rugged environment.

## The JOMARK Solution

Idealized beauty shots draw the eye to the possibilities available at the stone yard. Digital prints mounted to sintra creates a durable graphic that can stand up to the weather and resists fading. After an extensive on site inspection, the graphic was retrofitted to an existing I-beam structure with a fabricated metal pan.

## Materials

Digital print on sintra.





## The Challenge

To aid guests in identifying product classifications within specific departments in the store.

## The JOMARK Solution

Define the entrance of each department with a hanging wayfind sign, reinforcing the classifications within. Lifestyle graphics give visual rest as classifications change within the departments. Consistent use of color ties all inter-departmental areas together.

## Materials

Lifestyles- Anodized aluminum snap frame and a digital print graphics on sintra.

Hanging Signs- double sided digital prints on 2 inch thick wood box frame hung from deck with 1/16th stranded cable.



## The Challenge

To create a permanent or seasonal department with temporary signs.

## The JOMARK Solution

Install snap frames in graphic area, allowing the graphic to be printed on inexpensive material that store personnel can install as necessary. Printing on cardstock lowers shipping costs per store and self installation reduces the need for professional installers.

## Materials

Anodized aluminium frame with digitally printed graphics on 24 pt cardstock.





## The Challenge

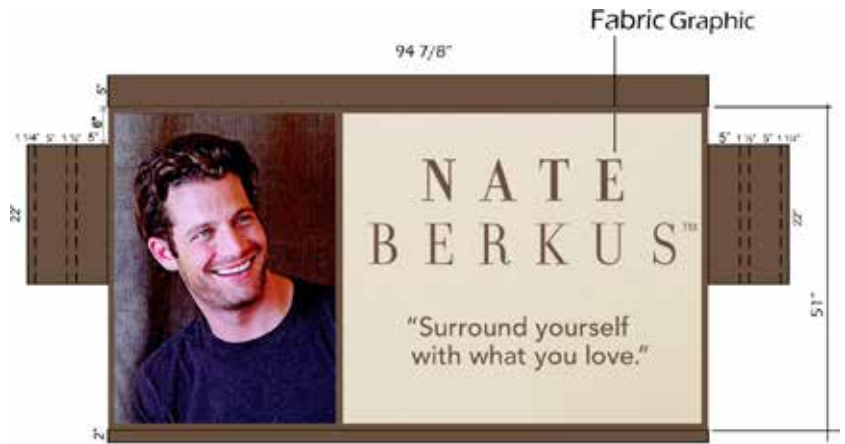
To introduce the designer as the brand with a prominent graphic rollout utilizing a variety of department configurations and existing fixtures.

## The JOMARK Solution

To screen directly to E flute cardstock that was then die cut. The signage was shipped flat with crease folds which allowed the store to fold and attach them to the existing buck systems.

## Materials

Die cut silkscreen on E flute cardboard.



Product specification sheet for the Nate Berkus sign. It includes a photo of the sign in the store, a technical drawing of the sign's construction, and an isometric view of the sign. The sheet also contains a table of specifications and a JOMARK logo.

**Instructions for Store Use (Graphic Panel)**

- Remove protective lining from tape attached to the side flaps and fold as shown in figure 1.
- Make sure you align both sides of panel to outside of buck and press into the buck.
- Remove protective lining from tape attached to the top flap and stick to top of corner as shown in figure 2.
- Remove protective lining from tape attached to the bottom flap and stick to back of panel as shown in figure 3.

**Note:** Before sticking graphic panels to buck, please test the panel against the buck to ensure proper fitting. If buck do not show the markings, and it will appear either on your floor or on any other material.

**Table of Specifications:**

APPROVALS	
Design	_____
Production	_____
Quality Control	_____
Store Manager	_____
Store Address	_____
Store Phone	_____
Store Fax	_____
Store Email	_____
Store Manager	_____
Store Address	_____
Store Phone	_____
Store Fax	_____
Store Email	_____

**JOMARK**  
Graphic Solutions for Business

**LINENS+THINGS**  
Food Mill Graphic Fabrication

**FW01**



## The Challenge

To increase visibility for the in branch ATM kiosks.

## The JOMARK Solution

A combination of lifestyle and message graphics added to the outside of the ATM kiosks draw attention to them. Modular tracks make changing graphic campaigns easy.

## Materials

Anodized aluminium frame with digitally printed graphics on 24 pt cardstock.



## The Challenge

To increase ease of use for customers in an unstaffed ATM area.

## The JOMARK Solution

A clear and concise directory near a dedicated telephone handset makes it clear and easy for customers to find customer service contacts. Branding consistent with the Chase corporate logo colors continues service recognition in the ATM area.

## Materials

Digital prints with matte lamination on 1/8 sintra

**CHASE**

**New Accounts Directory**  
... the fast, convenient way to open an account, apply for a loan, or to just get information.

- Personal Accounts ..... Dial 11
  - Checking
  - Retirement Products
  - Installment Loans
  - Credit Cards
  - Deposits and CDs
  - Overdraft Protection
  - Auto Loans
  - Mortgages
- Business Accounts ..... Dial 12
  - Checking and Other Deposit Products
  - Loans
  - Revolving Credit
  - Overdraft Protection
- Home Equity: Loans and Credit Lines ..... Dial 13  
Monday to Friday, 8 A.M. to 7 P.M. Saturday, 8:30 A.M. to 5 P.M.
- Chase OnLine Banking ..... Dial 14

The above services are also available from your home or business by calling 1-800-Chase24.

**ServiceLine™ Directory**  
... the fast, convenient way to obtain up-to-date account information and complete transactions.

- Information Services ..... Dial 21
  - Instructions for Using ServiceLine™
  - Account Reprints
  - Summary of Recent Transactions
  - Rate Information
  - Chase Visa Mutual Funds Information
  - Merchants Verification of Checks
- Transaction Services
  - Transfer Money Between Accounts
  - Make Payments
  - Use Chase Pay-By-Phone
  - Receive Checks
  - Record Deposit Transactions for ATMs and Bank By Mail

ServiceLine™ is also available from your home or business 24 hours a day, 7 days a week by calling 800-955-5555.\*

\*Outside the 70-State area call 1-800-835-8838

**ServiceLine™ Directory**  
... the fast, convenient way to obtain up-to-date account information and complete transactions.

- Personal Accounts ..... Dial 21  
To dial from your home or office, call 800-835-8838
- Business Accounts ..... Dial 22  
To dial from your home or office, call 1-800-Chase24
- Home Equity Accounts ..... Dial 23  
To dial from your home or office, call 1-800-Chase24
- Chase OnLine Banking ..... Dial 24  
To dial from your home or office, call 1-800-328-2835
- Telephone Investment Services ..... Dial 25  
To dial from your home or office, call 1-877-55Chase
- En Español ..... Marque el 34

Information Services - Chase account balances and transaction amounts.  
Transaction Services - Transfer Funds, make payments, use Chase Pay-By-Phone or receive checks or ATM deposit services.

**To Call**

- Select a listing from either directory.
- Lift telephone handset.
- Dial the selected listing's 2 digit number.

To Call Another Listing - Press **0000** button, then dial your next selection.

En Español - Marque el 34 para saber de cuentas, solicitar cuentas nuevas y mucho más.

**CHASE**  
ONLINE THE RIGHT RELATIONSHIP IS EVERYTHING.™

**Your Financial Resource**

**CHASE**  
CHASE. THE RIGHT RELATIONSHIP IS EVERYTHING.™

## The Challenge

To create oversized environmental wall graphics for a large manhattan specialty book store.

## The JOMARK Solution

Graphics that are larger than existing materials are no problem. Using custom constructed museum mount graphic boxes with hidden cleats, oversized digital prints are mounted in multiple pieces to the wall to give a seamless effect. Graphic boxes are finished with edge lamination for a complete look.

## Materials

Digital prints on sintra with lamination.





## The Challenge

To create a highly visible and branded theme wall for a major childrens retailer.

## The JOMARK Solution

A series of digitally printed graphics show some of the well recognized brands available in the store as well as an oversized fashionable photograph.

## Materials

Digital prints with lamination mounted to sintra.



## The Challenge

To highlight in-branch service areas reinforcing the products offered by the bank.

## The JOMARK Solution

A combination of digital prints and dimensional letters create a unique oversized credit card wall as an eye catcher. Other services are highlighted in their own unique areas.

## Materials

Digital prints with lamination on adhesive vinyl along with dimensional letters.



## The Challenge

To create a unique, home style concept for the flagship location of a New England General Store chain.

## The JOMARK Solution

A series of dimensional department signs highlight the product areas within the store. Animal photos and classic barn adornments help to bring a rural feel to the interior. Digital UV printing makes the signage durable and cost-efficient.

## Materials

Digital adhesive prints on various thicknesses and types of substrate.





## The Challenge

To create a focal window installation with seasonal flexibility.

## The JOMARK Solution

A custom double-sided lightbox was constructed for the smallest profile possible in the restricted space. Custom height acrylic product displays were created to take advantage of existing platform specs and available floor space. A narrow window graphic was used to take advantage of an under utilized area.

## Materials

Framed lightbox with duratrans graphic, custom acrylic pedestals, adhesive window graphic.



## The Challenge


To create a customized display unit with interchangeable product and graphic areas.

## The JOMARK Solution

From concept to completion, Jomark was able to bring this vision to reality. 3D development renderings were able to zero in on client needs and limit prototyping costs. Custom construction enabled a unique solution that was tailor made for the site in question, but flexible enough to allow for development of future units for other locations

## Materials

Custom lightbox with duratrans graphic and double-sided product displayer.





## The Challenge


To make an existing mall kiosk into an effective recruiting tool for Bryant & Stratton College.

## The JOMARK Solution

The unit was covered with custom banners to hid the structure. A graphic was created to highlight the different course offerings and act as a literature display holder. The entire unit was topped by personable images of past students that were silo-cut and arranged in a ring to be viewable from all directions.

## Materials

Digital print on vinyl banner material,  
Digital prints mounted to sintra/styrene.





## The Challenge

To produce and rig a large banner into the existing framework at the site of a Los Angeles Store Location.

## The JOMARK Solution

The over 11 ft x 22 ft banner was printed and finished with grommets before shipping to the site on the west coast. The banner was installed by our crew into the tension frame.

## Materials

Digital print on vinyl banner material.



## The Challenge

To introduce a new line of premium ice cream at a restaurant trade show.

## The JOMARK Solution

Using graphics created for the product launch collateral, a sample cart was wrapped in branded vinyl prints. The cart was used to draw attention to the booth and dispense ice cream to attendees as they approached.

## Materials

Digital prints on adhesive backed vinyl applied to a custom refrigerated cart.



## The Challenge

To provide menu choices for customers at the Texas Ranger restaurant chain.

## The JOMARK Solution

Food was styled and shot at Jomark's in-house photography studio to highlight the different meal options. Backlit digital prints highlight the food photography, while vinyl copy makes changing pricing and products easier. Use of a color scheme consistent with the restaurants existing theme ties it all in to the aesthetic of the venue.

## Materials

Digital ink jet duratrans with lamination.





## The Challenge

To cost effectively reproduce large quantities of graphics for a nationwide product launch.

## The JOMARK Solution

Produce the banners on a fully automated system to reduce costs. Banners were packaged and shipped directly to retail locations across the country.

## Materials

Silk screen print on 13 oz vinyl.



# Point Of Purchase Display



## The Challenge

To promote a high end designer collaboration at a prominent manhattan location.

## The JOMARK Solution

Construct a large window lightbox to hold a life size image of designer Vera Wang to face directly out to the busy New York Avenue frontage. A custom lightbox was built to meet the specs of this particular location.

## Materials

Laminated frame construction with duratrans graphic



## The Challenge

To promote a well known brand in an unusual location, atop gas pumps at convenience stores.

## The JOMARK Solution

After sourcing and acquiring appropriate metal frames, a vibrant digital image was directly printed onto both sides of durable sintra material. Colors were matched to the exacting brand specifications and the substrates were loaded directly into the assembled frames for shipping to various locations around the US.

## Materials

UV digital print on sintra with metal frame





## **The Challenge**

To create a unique retail front of window presence to highlight clothing mannikins.

## **The JOMARK Solution**

To build a light weight acrylic lighted table with a sturdy metal frame. Strong enough to hold a clothing mannikin but light enough to be portable and easy to handle. A vinyl company logo finishes the table simply yet elegantly.

## **Materials**

Colored acrylic with custom bent metal frame. Vinyl logo on face.



## **The Challenge**

To create a countertop displayer with the ability to hold a variety of different diameters of wax candles.

## **The JOMARK Solution**

To custom bend a colored acrylic material to the necessary size. Holes are drilled to the exact diameters needed for the different candles. Light weight acrylic makes additional shipping costs minimal, while increasing lifespan over traditional materials like cardboard.

## **Materials**

Colored acrylic with custom bends and drilling. Vinyl logo on face.



# Point Of Purchase Display

**JOMARK**

Graphic Solutions for Business

## The Challenge

To create a countertop displayer for suitable for a high end Beverly Hills Boutique.

## The JOMARK Solution

To create a multi-layered frosted displayer with changeable standoff system for graphics and a floating case for product samples on each side.

## Materials

Frosted acrylic with aluminum fittings and standoff system.





## The Challenge

To create a tasteful, up-scale construction barrier that allowed access to the facility while it was under construction

## The JOMARK Solution

Create digital prints on adhesive vinyl material that was applied to the glass front. This was used to generate interest in the new facility leading up to the opening of the fitness center.

## Materials

Digital print on removable adhesive backed vinyl.



## The Challenge

To dress a large run of interior and exterior windows, while establishing product brands in a new marketplace for the retailer.

## The JOMARK Solution

Create dimensional constructions that highlight their different product categories found in the store. Additional corporate identity helps to separate the retailer from it's well entrenched competition in the area. The use of a variety of materials and prints creates a dynamic, yet consistent look that is easily transferable to other applications.

## Materials

Digital prints on museum mount frame, laminated box construction with dimensional letters, frosted plexi with vinyl letters.



## The Challenge

To create a consistent series of window graphics showing the variety of products/services available in a pharmacy location.

## The JOMARK Solution

Develop a uniform format that maintains the symmetry of the window space while highlighting different product categories in the retail store.

## Materials

Prints on adhesive back vinyl with anti-graffitti over laminate applied to the windows.





## The Challenge

To create a positive lifestyles message in a series of windows that are visible only from a major highway.

## The JOMARK Solution

Combine various size lifestyle images with the departmental color scheme. Large graphic images reinforced the positive image of the retail space whose name was above in channel letters. The vibrant color squares and bright images created a traffic stopping presentation. The colors of the squares correspond to the color scheme assigned to each department inside the store.

## Materials

UV cured digital prints on adhesive backed vinyl with anti-graffitti over laminate.



## The Challenge

To draw attention to high end brand offerings at a two story Bronx location.

## The JOMARK Solution

Cover both visible windows on the second level windows with perforated graphics that allow light into the vaulted windows of the store. Installation was completed from the outside with the use of a cherry picker, without removal of the existing awning.

## Materials

UV cured digital prints on perforated vinyl



## The Challenge

To create a trendy brand image inside a busy suburban mall.

## The JOMARK Solution

A simple, black-n-white image of Pop superstar Madonna from the current Dolce & Gabbana campaign was reproduced on one large window of the store. The window faces the center hub of the mall and main elevators. Perforated vinyl does not limit the visibility from inside the store.

## Materials

UV cured digital prints on perforated vinyl.





# ADA Compliant Signage

**JOMARK**

Graphic Solutions for Business

## The Challenge

To develop a series of identification signs while maintaining ADA compliance in an elder care environment.

## The JOMARK Solution

Create ADA compliant room numbers, directionals, and more with great durability. Etched signage has raised letters and braille alternative where possible. Multi part room number signs make changing patient identification quick and easy.

## Materials

Laser-etched moulded plastic and acrylic.



## **The Challenge**

To create a welcoming banner for a special event announcing Reckson Real Estate's support for the work of the Cradle Of Aviation Museum in Garden City, NY.

## **The JOMARK Solution**

A series of digital prints were mounted to rigid gatorboard to be hung over the angled entrance to the museum's IMAX theater. All visitors in the main rotunda were made aware of the support the museum had received from the Reckson Group.

## **Materials**

Digital prints mounted to white gatorboard with lamination.



## The Challenge

To create elegant portable banners highlighting all the parent companies high end brand offerings for the annual sales conference.

## The JOMARK Solution

Use tension banner stands and fabric with each brands corporate images to highlight and differentiate the individual brands.

## Materials

Digital prints on Fab 6 fabric with stitched pole pockets on all four sides.





# Special Event Graphics

# JOMARK

Graphic Solutions for Business

## The Challenge

To produce large quantities of special events graphics to cover all the needs of a complete user conference.

## The JOMARK Solution

To directly print on a variety of substrates using our UV printer for a consistence of color and very fast turnaround. By eliminating several of the traditional steps, production time was vastly decreased allowing for the creation of hundreds of individual pieces in a very short time.

## Materials

UV digital prints directly on gatorboard & sintra.



# Special Event Graphics



## The Challenge


To create an exciting presentation for the launch of the newest Sony Vaio laptops at a NYC Press event.

## The JOMARK Solution

Large double-sided graphics highlight event areas or provide a branded backdrop for press photos. 14 ft rigid graphic helped display the product name above the stage. Easel graphics throughout highlighted other events and personalities.

## Materials

Digital prints on luster paper laminated and mounted to foamcore.





## The Challenge

To create a unique touch for the hospitality suite at the Tribeca Film Festival.

## The JOMARK Solution

To print a set of fabric pillows the were then stuffed and custom embroidered, each with their own unique film-centric quote. The idea was so well received that it was duplicated for the White House Correspondents dinner and Cannes Film Festival as well.

## Materials

Digital prints on fabric with machine embroidery.





# Special Event Graphics



## The Challenge

To create an up-scale retail type environment for Lifetime Brands buyers showcase at the Tabletop Goods Show in NYC.

## The JOMARK Solution

A combination of materials and fabrics were printed on the digital UV flatbed. Fabric prints were wrapped around frames and stacked for dimension. Coordinating window banners also highlighted the retail style product displays.

## Materials

Digital prints on sintra, Fab6 fabric and foamcore.



## The Challenge

To create an up-scale retail type environment for Lifetime Brands buyers showcase at the Spring Tabletop Goods Show in NYC.

## The JOMARK Solution

A combination of materials and fabrics were printed on the digital UV flatbed. Fabric prints were wrapped around frames and stacked for dimension. Existing fixture were covered in printed or cut vinyl applique

## Materials

Cut cast vinyl, Digital prints on sintra, Fab6 vinyl, fabric and foamcore.





## The Challenge

To create an environment that shows the unique influences of Silver Season's various jewelry lines.

## The JOMARK Solution

Create a modular truss system with hanging banners that allowed for easy change of thematic graphics. With simple graphics, lighting and materials, the exhibit is lightweight, portable yet highly functional.

## Materials

Digital printing on canvas banner material.





# Trade Show Graphics

# JOMARK

Graphic Solutions for Business

## The Challenge

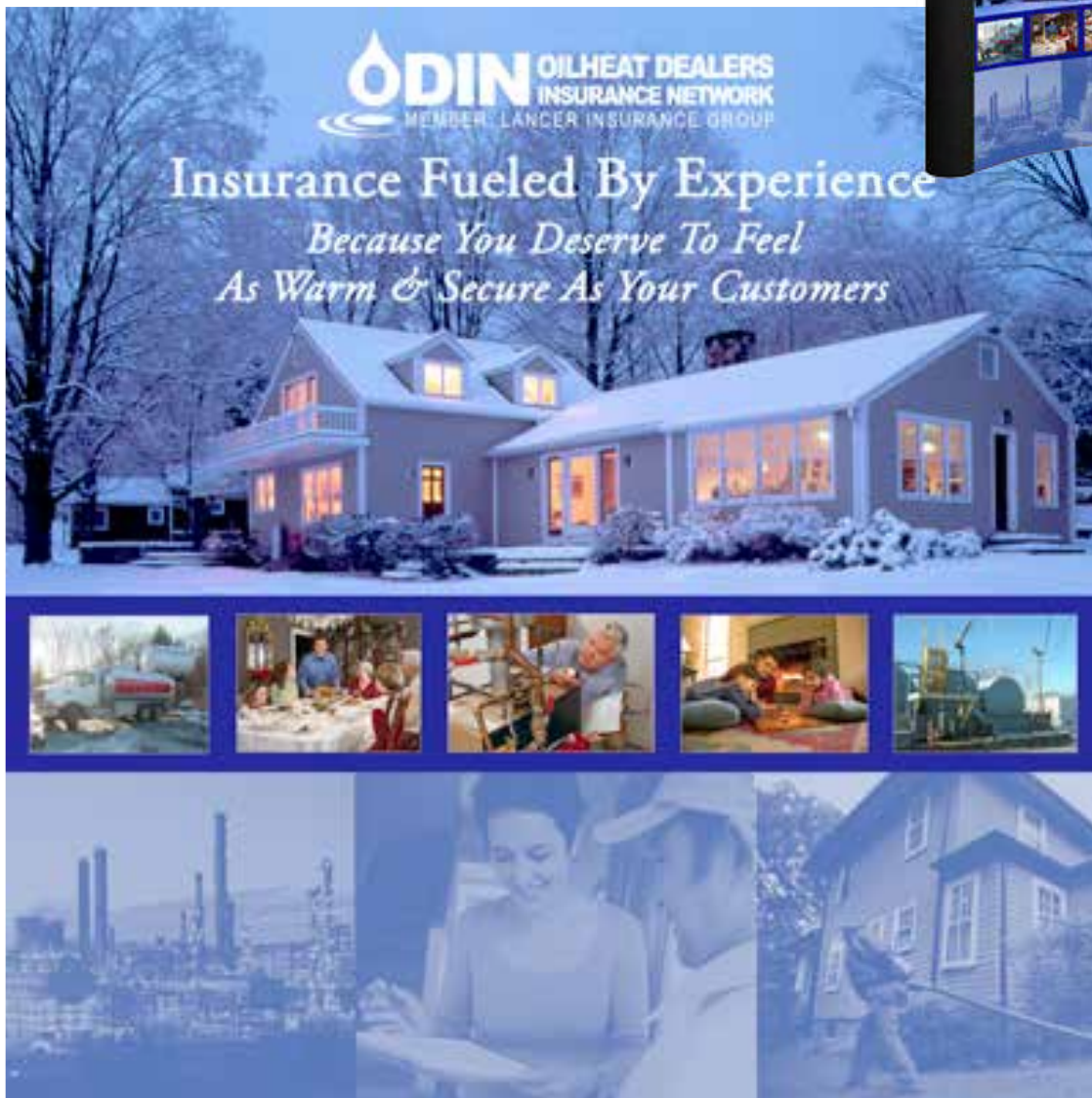
To create a detailed, eye-catching trade show display that was portable and functional.

## The JOMARK Solution

Print a full height photo mural that tells all aspects of the Oilheat Dealers Insurance Network story. Flexible material that can be easily rolled allows for the graphics to fit in the same case as the exhibit hardware.

## Materials

Digital print on flexible lexan with magnetic strips on back.



## The Challenge


To print a number of dynamic graphics for retail roll out across the country as well as trade show exhibit.

## The JOMARK Solution

Output vibrant digital prints on duratrans material for use in lightboxes at the various retail locations as well as corresponding light boxes at the annual NAMM music industry trade show. Consistent color management is crucial to the national scope of this campaign.

## Materials

Digital duratrans on 1/8 clear plexi.



## The Challenge

To increase enrollment at various youth soccer membership drives at special events, retail locations and trade shows.

## The JOMARK Solution

Create a portable banner stand graphic that is quick and easy to set up and tells the LIJSL story in a quick, easy to comprehend format. The roll up banner stand unit is lightweight and takes only seconds to set up and break down.

## Materials

Digital print with lamination.





## The Challenge

To create a dynamic presentation in a short time for a large trade show exhibit at NY's Vision Expo.

## The JOMARK Solution

Print large format digital graphics adhered directly to the curved glass elements of the exhibit. Large vinyl prints mounted directly onto the display walls give great eye-appeal, even from across the show floor. Working with one of the area's leading exhibit houses, on-site installation teams allowed Jomark to meet a very tight deadline in a very short period of time.

## Materials

Digital print on vinyl adhesive-back material direct to glass and laminate substrates.



## **The Challenge**

To launch a corporate name change on a limited budget at one of the pharmaceutical industry's leading trade shows.

## **The JOMARK Solution**

Reoutfit existing booth properties with a new graphic presentation, with a strong emphasis on the new corporate colors and image. A circular framed banner overhead proclaims the new identity and gives the booth presence from all areas of the show floor.

## **Materials**

Digital prints mounted to various substrates such as plexi for lightboxes and sintra graphics. Logo is direct printed to fabric for circular banner.



## The Challenge

To create brand awareness and define product categories in a crowded home center marketplace.

## The JOMARK Solution

A branded graphic presentation that helps the define the product groupings for Leviton's branded and private label offerings. Consistent use of corporate color and style are also reflected in the headers used in the retail environment.

## Materials

Digital prints with lamination on cardstock.





## **The Challenge**


To adapt an unusual corporate logo shape to a dimensional lightbox.

## **The JOMARK Solution**

Create a triangular lightbox framed in aluminium with a duratrans face. Dimensional extrusions are added to the outside of the box to form the swish portion of the logo.

## **Materials**

Digital duratrans in aluminium framed box.



## The Challenge

To create a multi-dimensional representation of an energy company logo.

## The JOMARK Solution

Use a combination of metal laminates over a wooden box with a plexi standoff with mounted dimensional letters. The map was cut from cast vinyl and positioned to break the plane of the upper plexi boundary.

## Materials

Dimensional letters and cast vinyl on a custom laminated box.



## The Challenge

To brand a progressive technological company at their new location.

## The JOMARK Solution

High tech but natural brushed aluminum letters and icon were formed and attached to the side of the building for a subtle presence.

## Materials

Formed brushed metal letters.





## The Challenge

To create a functional art piece/false-wall for the rooms at the ultra-luxurious new W Hotel in Boston, MA.

## The JOMARK Solution

Use a double sided mesh vinyl to act as art and translucent divider between the bedroom and bathroom in the suites. Abstract artwork was paired with a quote from Henry David Thoreau on each, with no bleed-through on each side. The prints were attached to custom sized frames with velcro for easy removal. Similar pieces were created using sliding door tracks or directly mounted to walls. The abstract forest or water images were used through the entire hotel and residence suites.

## Materials

Digital print on vinyl mesh on custom MDF frames.



## The Challenge

To collaborate with famed German artist Burghard Muller-Dannhausen for a unique installation in the new event room at NYC's famed Grand Hyatt Hotel.

## The JOMARK Solution

Reproduce a geometric, linear design to the artist's exacting specifications and color requirements as digital prints that are mounted to an aluminium face specialty board. Mounting was done to the artist's specs to ensure his vision was fully realized across all five sections.

## Materials

Digital print on durabond board.





# Display Graphics



## The Challenge

To create dynamic graphics for the Suffolk County Sports Hall Of Fame.

## The JOMARK Solution

Use a variety of interior and exterior applied vinyls for wall graphics as well as direct printing on sintra for feature and informational graphics and signs.

## Materials

Digital print on adhesive vinyl, Direct Print on Sintra.





## The Challenge

To support the development team working on a new product enhancement.

## The JOMARK Solution

Create a customized five foot by twenty five foot digital banner on heavy duty vinyl banner material. The banner was printed using a roll fed UV printer. The large scale display graphic was then finished with grommets for hanging.

## Materials

UV digital print on single sided vinyl banner material.



## The Challenge

To carry out a consistent campaign across multiple locations for the 80th anniversary roll out at First National Bank of Long Island.

## The JOMARK Solution

Digital printing direct to heavy gauge vinyl banner material at a wide range of sizes up to 25 feet in width. Several locations received multiple banners depending on need. Finishing is completed with grommets for easy installation at each branch. Shipping is directed to each location in time for anniversary events.

## Materials

UV digital print on single sided vinyl banner material.



## The Challenge

To provide direction and presence for a hidden entrance to IKEA's only store in the region.

## The JOMARK Solution

Create a durable, strong framed graphic that highlights the store hours and guides patrons past the parking facility to the store's main entrance. The triangular shape make the sign visible from both directions of the entrance.

## Materials

Coated aluminum sheeting with two-color vinyl cut lettering.





## The Challenge

To replace a storm damaged sign for a local incorporated village.

## The JOMARK Solution

Create a durable replacement graphic out of more modern materials than the existing sign, while still maintaining the style that is characteristic of the village and its history. Jomark provided a turn key solution, from design to production and installation.

## Materials

Painted PVC signboard with vinyl graphics and aluminium sleeved columns.



## The Challenge

To create easily identifiable commercial realty signage that is consistent, durable and easily distinguished.

## The JOMARK Solution

Create metal road-style signs in an easily recognized color palate that is consistent with the company's branding. The simple design make it easy to read and adaptable to a number of different sizes and uses.

## Materials

silk-screen on anodized aluminium sheeting.



## The Challenge

To adapt a Four Seasons Sunrooms vehicle for use in television commercials for multiple markets and daily fleet advertising.

## The JOMARK Solution

A dynamic digital print featuring full color photography printed on our UV cured printer. The web site and telephone number were printed on an easily removable vinyl material, allowing for multiple information to appear on the truck. This allowed for quick change on location at the commercial shoot in NY's Bryant Park. The vehicle was also featured on HGTV's highest rated show ever, "Designstar" as part of the final round challenge.

## Materials

Digital uv cured prints on adhesive vinyl, including low tack removable material.





## The Challenge

To use the trucking fleet on site to brand and promote a new audio production company.

## The JOMARK Solution

To Apply simple two color vinyl graphics to the fleet, featuring the company's logo and contact information. This very cost effective solution is perfect for a start up company attempting to build brand recognition and equity in a new marketplace.

## Materials

Vinyl applied directly to existing vehicles.



## The Challenge

To create a consistent and effective vehicle fleet graphic on a small budget.

## The JOMARK Solution

A simple use of cut vinyl letters in the corporations colors were easily adapted to a number of vehicles in the companies fleet. Several vehicles were outfitted very quickly for immediate deployment to Canada. Opaque vinyl films allow for quick installation and great durability.

## Materials

Digitally cut opaque adhesive vinyl film



## The Challenge

To build awareness of the Trieber Group's annual product expo and provide thank you for all supporting vendors and attendees.

## The JOMARK Solution

Photograph and create a 4 page full size brochure featuring highlights of the expo. Our staff photography team recorded the event, including all participants names for inclusion in a printed piece that features every booth from the expo as well as candid attendee photos. The final printed brochure is used as a post show mailer and advanced mailer for the following year.

## Services/Materials

Digital photography, design services, offset printing on 11x17 100# gloss text/ folded to 8 1/2 x 11.





## The Challenge

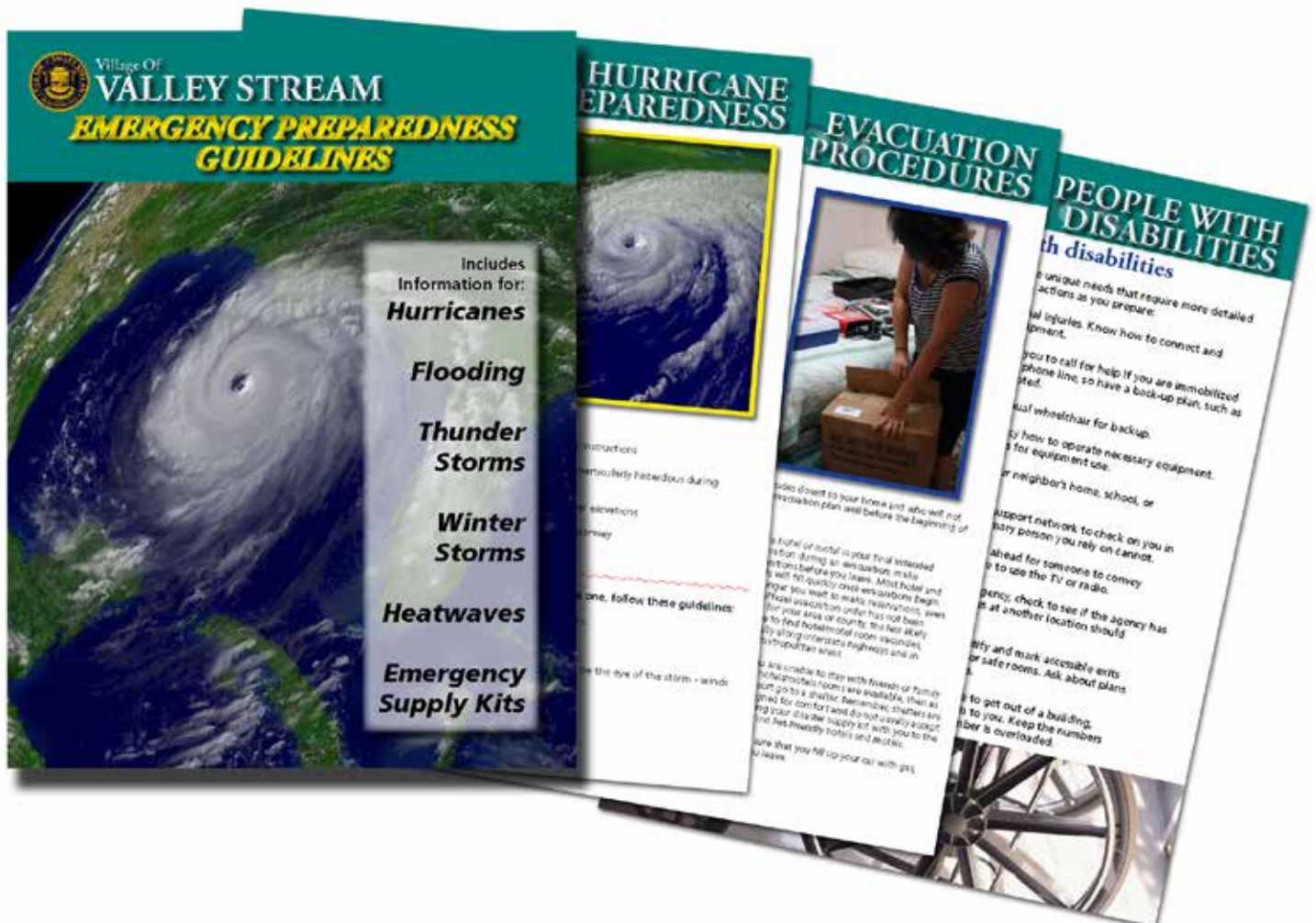
To alert village residents to the correct procedures during emergency situations.

## The JOMARK Solution

Working with the village emergency preparedness department, Jomark generated a complete 16 page guideline brochure. Copy/images were culled from multiple government resources and compiled into an easy to access book with bold, clear headers and step by step procedures. Funding from the state capital meant review and approval by not only local but state agencies before printing. Pre-printed postal indicia allowed for Post Office delivery directly to all village residents.

## Materials

Offset print on 100# book stock.



Jomark Graphics maintains a national installation network so that our clients can be confident that their project's unique requirements will be successfully implemented. This network, combined with our design and production capabilities, provides our clients the assurance that only a full service turn key organization can offer. Our installers are trained to interface with clients in a retail environment and to accomplish their assignments so as to avoid the slightest impact to retail sales.

The attached pages contain samples of the many turn key installation projects we have handled for our customers.

## Antioch, TN

After a site survey, Jomark constructed and installed light box units in this mall. Construction was finished with framed cupola's that mimicked the motif of the anchor store.



## Milford, CT

Jomark's installers are capable of both interior and exterior installations, including window graphics like these in suburban Connecticut. Using a cherry picker, the installation team was able to remove existing graphics and apply fresh new designs printed at Jomark's Hicksville facility.

## New York, NY

This installation of a large lightbox in the window of a high traffic 5th Avenue Sleepy's store kicked off the company's association with well known designer Vera Wang. After a site survey, Jomark fabricated the lightbox and graphic before shipping and assembling the unit on location in one of Manhattan's most well known shopping districts.





## Howell, NJ

Exterior window graphics are no problem with the right tools. Jomark installers used a cherry picker to measure and install this adhesive vinyl graphic on site. On site measurements enabled a precise fit and clean finish to these two story window graphics.



## Buckhead, GA

The display features three dimensional graphics. They were mounted to the painted backwall and installed on site at this pharmacy outside of Atlanta.



## Manhasset, NY

Jomark's installation solutions can extend to all aspects of store setup and refurbishment. This Long Island location required a complete graphics package installation covering all areas of the environment. The central elevator shaft required a boom lift to hoist and install a series of box graphics up to the second floor. Boxes were fabricated to exact specifications at the Hicksville plant prior to installation. Cashwrap signage, department locators, banners, dimensional graphics and wall images were all part of the integrated signage system.

